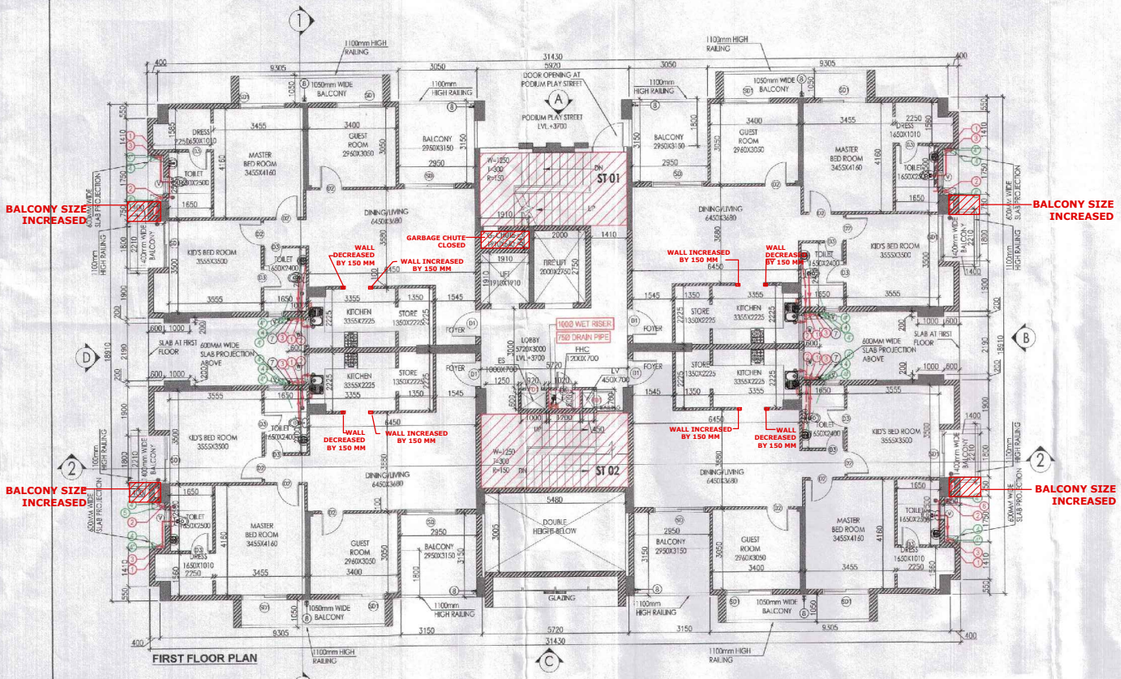

FIRST FLOOR PLAN

Note: In Tower Nos.6 (on Floor No. 1) in 3BHK+2T Units, the Master Bedroom and Guest Bedroom balconies' width is proposed to be increased from 1050 mm to 1525 mm.

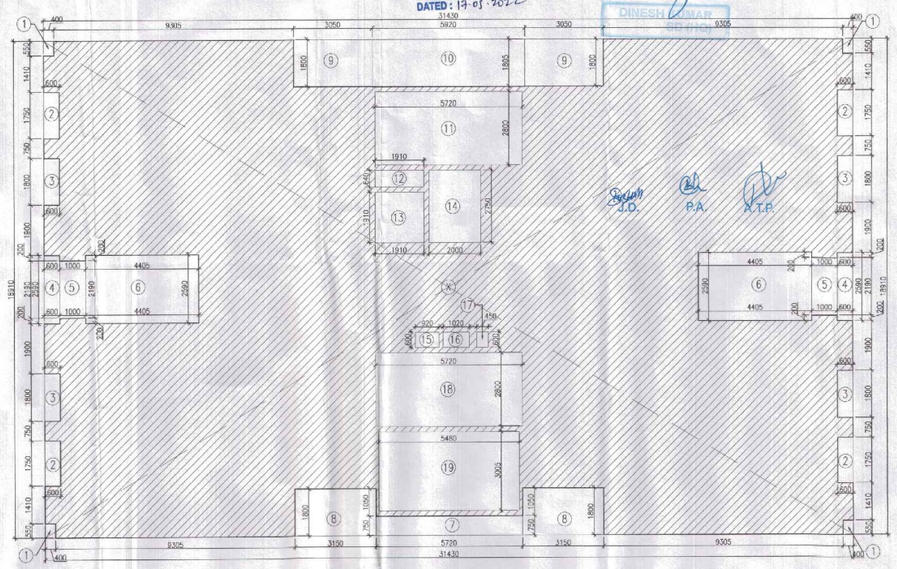

FIRST FLOOR AREA DIAGRAM

SANCTIONED
TO BE READ WITH THIS OFFICE MEMO NO.: ZP-941/SD(DK)/2022/13468
DATED: 19-05-2022

ATP(HQ) S.T.P. Member Secretary B.P.C. | S.T.P.(G) Member B.P.C. | C.T.P. Chairman B.P.C.

DINESH KUMAR SETHI

J.D. P.A. A.T.P.

KEY PLAN

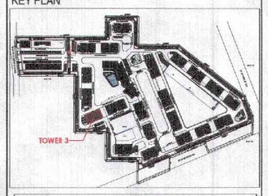

FIRST FLOOR AREA CALCULATION						
ADDITIONS						
PART	PARTICULARS			NO.		TOTAL AREA (SQMT.)
X	31.430	X	18.910	X	1	594.341
DEDUCTIONS						
1	0.400	X	0.550	X	4	0.880
2	0.600	X	1.750	X	4	4.200
3	0.600	X	1.800	X	4	4.320
4	0.600	X	2.590	X	2	3.108
5	1.000	X	2.190	X	2	4.380
6	4.405	X	2.590	X	2	22.818
7	5.720	X	0.750	X	1	4.290
8	3.150	X	1.800	X	2	11.340
9	3.050	X	1.800	X	2	10.980
10	5.920	X	1.805	X	1	10.686
11	5.720	X	2.800	X	1	16.016
12	1.910	X	0.640	X	1	1.222
13	1.910	X	1.910	X	1	3.648
14	2.000	X	2.750	X	1	5.500
15	0.920	X	0.600	X	1	0.552
16	1.020	X	0.600	X	1	0.612
17	0.450	X	0.600	X	1	0.270
18	5.720	X	2.800	X	1	16.016
19	5.480	X	3.005	X	1	16.467
TOTAL DEDUCTIONS (A1)						137.305
NET AREA (A1-B1)						457.036

STILT/GROUND FLOOR AREA CALCULATION				
ADDITION				
PART	PARTICULARS		NO.	TOTAL AREA (SQMT.)
X	35.330	20.885	1	737.867
DEDUCTIONS				
1	0.400	0.550	2	0.440
2	1.750	0.600	2	2.100
3	1.800	0.600	2	2.160
4	30.630	1.415	1	43.341
5	12.255	0.560	1	6.863
6	5.920	1.055	1	6.246
7	5.320	1.310	1	6.969
8	13.055	0.560	1	7.311
TOTAL DEDUCTIONS (A1)				75.430
FAR CALCULATIONS				
A	1.725	2.780	1	4.796
B	1.300	2.770	1	3.601
C	6.120	17.105	1	104.683
D	3.150	2.955	1	9.308
TOTAL FAR (C1)				122.387
NON-FAR CALCULATIONS				
E	4.700	20.885	1	98.160
TOTAL NON-FAR (D1)				98.160
STILT AREA FOR PARKING = [X-(B1-C1-D1)]				441.890
PERM. PARKING @ 28 SQMT./ECS				15.782
SAYS				16
PROPOSED STILT PARKING				16

PLUMBING LEGEND
1 110Ø UD-SP STACK
2 110Ø CD-WP STACK
3 75Ø A.S.P.
4 DWS DTAKE
4 FWS DTAKE
5 DWS RISER
6 FLUSHING RISER
7 110Ø CD-R.W.P
8 75Ø DRAIN PIPE - RWP (BALCONY)

LEGEND:-

SYMBOL	DESCRIPTION
	SOIL PIPE
	WASTE PIPE
FT	FLOOR TRAP
	CUT OUT
FD	FLOOR DRAIN
	DWS PIPE
	FWS PIPE
	CONTROL VALVE
	FIRE PIPE

DOOR-WINDOW SCHEDULE

S.NO.	DOOR TAG	DOOR SIZE	SILL LVL.	LINTEL LVL.
1.	D	1230X2100	--	2100
2.	D1	1050X2100	--	2100
3.	D1A	1150X2100	--	2100
4.	D2	900X2100	--	2100
5.	D3	1250X2100	--	2100
6.	D4	600X2100	--	2100
7.	D5	1200X2100	--	2100
8.	SD	2000X2350	--	2350
9.	SD1	1800X2350	--	2350
10.	W	900X1300	1050	2350
11.	V	600X900	1450	2350
12.	FD	1250X2100	--	2100
13.	FD1	600X2100	--	2100
14.	FD2	1000X2100	--	2100
15.	D6	600X1600	500	2100

FLOOR LEVELS		
PART	FLOOR	LEVELS
1	2nd Floor	6650
2	3rd Floor	9600
3	4th Floor	12550
4	5th Floor	15500
5	6th Floor	18450
6	7th Floor	21400
7	8th Floor	24350
8	9th Floor	27300
9	10th Floor	30250
10	11th Floor	33200
11	12th Floor	36150
12	13th Floor	39100
13	14th Floor	42050
14	Terrace Floor	44950
15	Machine Room Level	47700
16	Roof Level	50450

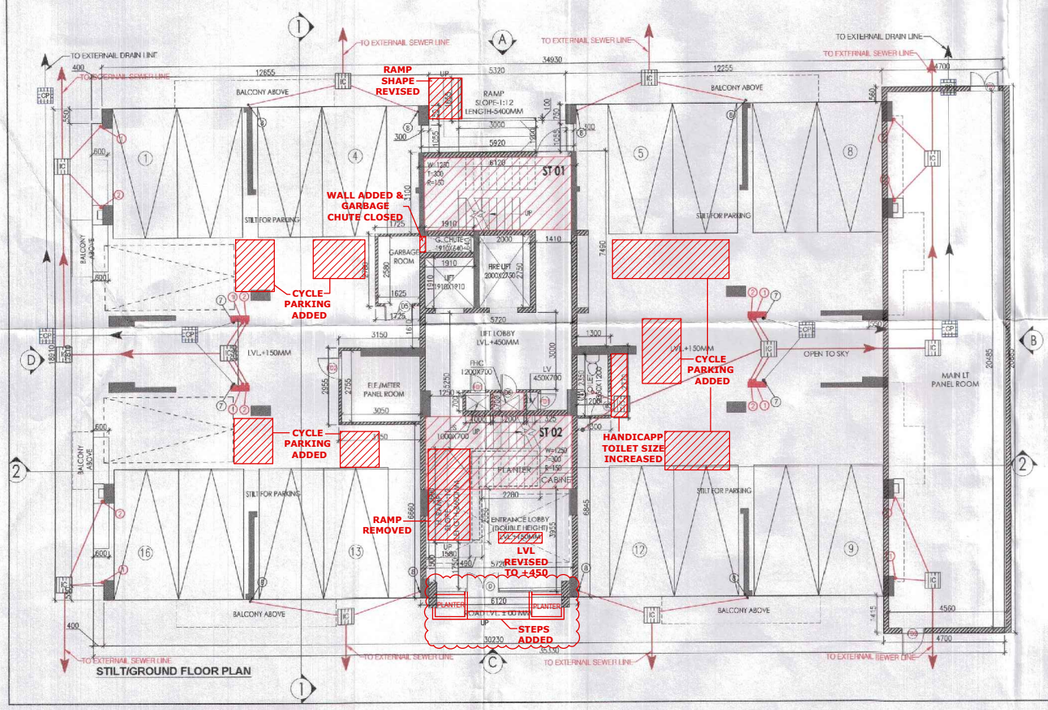

STILT/GROUND FLOOR PLAN

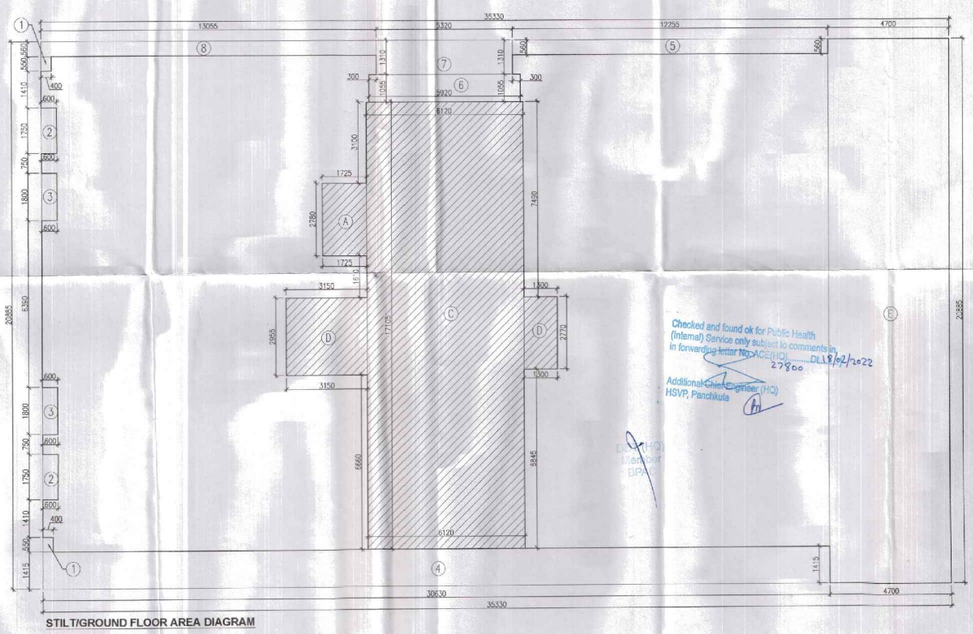

STILT/GROUND FLOOR AREA DIAGRAM

Checked and found ok for Public Health (Internal) Service only subject to comments in forwarding letter No. ACE(HQ)/PH-27800/DS 18/02/2022
Additional Chief Engineer (HQ) HSVP, Panchkula

NOTES:
- ALL LIFTS SHALL HAVE 100% POWER BACK-UP.
- ALL ELECTRICAL INSTALLATIONS SHALL BE AS PER PROVISION OF NBC.
- FIRE-FIGHTING / SAFETY PROVISIONS WILL BE AS PER RELEVANT NBC PROVISIONS.
- BASEMENT AREA SHALL HAVE MECHANICALLY VENTILATED AS PER NFPA/ART CODE.
- ALL TOILETS ARE VENTILATED AS PER HARYANA BUILDING CODE 2017.
- BUILDING HAS AUTOMATIC SPRINKLER SYSTEM WHERE VER REQUIRED BY NBC.
- BUILDING WILL BE DESIGNED (STRUCTURES) AS PER RELEVANT I.S. CODES FOR EARTHQUAKE RESISTANCE.
- SOLAR PANELS OF REQUIRED CAPACITY SHALL BE PROVIDED ON ROOF TOP AS PER HAREDA ZONING NORMS.
- ALL HANDICAP RAMPS WITH RAILING.
- ALL DOOR OPENINGS ARE 1000 MM RATED ENTRANCE DOOR.
- ALL FIRE PREVENTION INSTALLATION SHALL BE AS PER PROVISION OF NBC.
- THE RAINWATER HARVESTING SYSTEM SHALL BE PROVIDED AS PER CENTRAL GROUND WATER AUTH. NORMS.
- KITCHEN WILL BE USED FOR COOKING AND RELATED ACTIVITIES (NOT TO BE USED FOR SLEEPING PURPOSES.)

PROJECT

Proposed Building Plans of Group Housing Colony measuring 22.344 Acres (License No. 41 of 2010 Dated 07.06.2010) in sector-93, Gurugram being developed by Ashiana Housing Ltd. comprising of total of Five (5) phases.

ARCHITECT'S SEAL & SIGNATURE	OWNER/AUTH. SIGN.
SYED MOHD. IMRAN CA 93 /16665	For ASHIANA HOUSING LTD. Authorised Signatory

Scale : 1 : 100

Drawing Title:- STILT/GROUND, FIRST FLOOR PLAN & AREA CALCULATIONS (TYPE- 3 + 2T_TOWER-3)

Drawing No:- A-11